

Do not scale other than for Local Authority Planning purposes.

Copyright © 2019 Bellway Homes Limited. All rights reserved. Limited reproduction and distribution permitted for the sole purpose of the planning of this named development only.

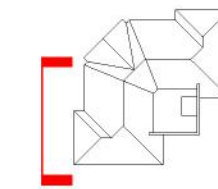
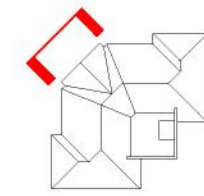
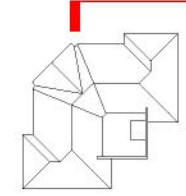
The windows indicated to the side elevations are optional windows only. The default position will be that each of these windows is included unless referred to as omitted on the separate materials schedule or external finishes plan.

The location of the rainwater downpipes is illustrative only. The detailed engineering layout will illustrate the plot specific location of the downpipes, and this must be followed.

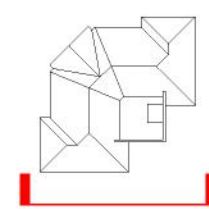
Elevations Correspond to Floor Plan Drawing:  
LAA-TC01-P1 to P3



Front Elevation



Side Elevation



Side Elevation

